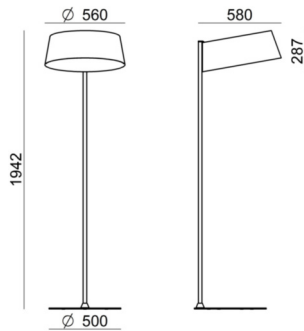
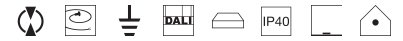




Stehleuchten | 220-240 V | topLED 36 W 1000 mA | CRI 90
8098



Technische Daten	
Designer	Pio e Tito Toso
Installationsposition	Boden
Installationsumgebung	Indoor
Lichtquelle	LED
Optik	General Lighting
Light emission direction	downward and upward
Lampenleistung	36 W
Lichtstrom (Lichtquelle)	4042 lm
Frequency	60 - 50 Hz
Ähnlichste Farbtemperatur / Tonalität	3000 K
Farbwiedergabeindex	90 Ra
Isolierklasse	1
IP	IP40
Glühdrahtprüfung	650°
Direkte Montage auf normal entflammaren Oberflächen	Ja
CE	Ja
ETL	Nein
Einschließlich Driver	Ja
Leuchte dimmbar	PUSH DIM
Induzione	Nein
Notbeleuchtung	Nein
Motion sensor	Nein
Schwenkbarkeit	Nein
Drehbarkeit	Nein
Begehbarkeit	Nein
Überrollbarkeit	Nein
Einschließlich Kabel	Ja
Kabellänge	4 m
Steckdose	Type F+E
Harzbeschichtung	Nein
Nettogewicht	18.8 Kg

Oberfläche Gehäuse	
Material	PU
Farbe	Schwarz/Weiß

Oberfläche Diffusor	
Material	PMMA
Farbe	transparent

Oberfläche Fassung	
Material	Eisen
Farbe	Weiß geprägtem RAL 9003
Bearbeitungstyp	Lackierung

Stehleuchten | 220-240 V | topLED 36 W 1000 mA | CRI 90
8098

Double emission floor lamp for indoor application. The warm white LED light source with a general lighting light distribution is composed of 70 topLED LEDs with CCT of 3000 K and a CRI 90; the source luminous flux is 4042 lm, with a 112.3 lm/W nominal luminous efficacy and an operating lifetime (L80) of 80000 hours.

The device body is made of pu and features a black/white finish; the diffuser is made of pmma with a laser engravings treatment; the mounting frame is made of iron, with a embossed white ral 9003 finish, processed by means of coating. The ingress protection degree is IP40; the total weight is of 18.8 kg. The power supply driver is included in the delivery.

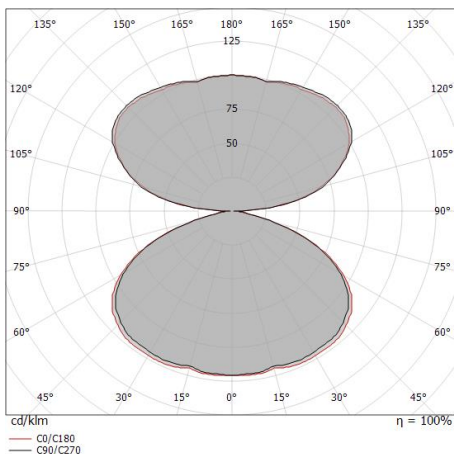
The total absorbed power is 36 W. The power supply cable is included and features.

The device features protection class I and can be floor-mounted.

Illuminotechnical Eigenschaften	
Light Output Ratio (LOR)	53 %
Lichtstrom (Lichtquelle)	4042 lm
Leuchten Lichtstrom	2165 lm
Consumption	36 W
Leuchten Lichtausbeute	60 lm/W
Farbtemperatur	3000 K
Standard Deviation of Colour Matching	3 Step MacAdam
Farbwiedergabeindex	90 Ra
Life / Failure ratio	L80C0B20

UGR	
X=4H Y=8H	S=0.25H
Reflection factor	70/50/20
UGR transversal	< 16
UGR axial	< 16

OPTICAL	
Light distribution simmetry	Symmetrical
Optica C0/C180	138°



Distance [m]	Cone diameter [m]	E(0°)	E(C90)	E(C0)
0.5	2.61 2.63	1048	24	24
1.0	5.21 5.27	262	6	6
1.5	7.82 7.90	116	3	3
2.0	10.42 10.53	66	2	1
2.5	13.03 13.16	42	1	1
3.0	15.63 15.80	29	1	1

Distance [m] Cone diameter [m] Illuminance [lx]

— C0/C180 (Half-peak divergence: 138.4°)
— C90/C270 (Half-peak divergence: 138.0°)